



Technical data sheet

OMEGA MONO 230 Roof Underlay

Is a non-vapour retardant roof underlay with two two-way acrylate adhesive strips for installation directly on the thermal insulation or the wood sheathing. In accordance with ÖNORM B 4119, the roof underlay is suitable for rainproof under-roofs as well as for under-roofs with increased rainproof properties with a roof pitch of $> 15^\circ$ and a snow load s_k of up to 4.0 kN/m^2 and complies with the classification UDB-A and USB-A in accordance with the ZVDH Directive (ZVDH = German Central Association of the Roofing Trade).

ADVANTAGES

- raintight
- windtight
- 12 weeks UV-stability
- non-glare
- watertight
- easy to cut

FIELD OF APPLICATION

- for vented pitched roofs
- for installation directly on the thermal insulation or the wood sheathing

RECOMMENDED PRODUCTS

	OMEGA NDB Nail Sealing Tape ESK
	OMEGA QUILLI Sealing Compound
	OMEGA NDB Nail Sealing Tape DSK
	PE NDB Nail Sealing Tape DSK
	OMEGA FROZEN Adhesive Paste

AVAILABLE DIMENSIONS

Article number	Type	Roll width	Roll length	Rolls / Pallet	Total area
2MONO230SKS	SK DUO	1.5 m	50 m	20 rolls	1500 m ²
2MONO230	SK DUO	3 m	50 m	20 rolls	3000 m ²

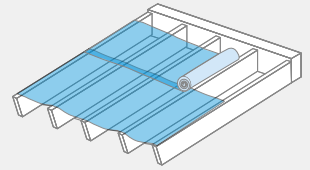
TECHNICAL DATA

sd-value	0.15 (+0,05) m	Material composition	monolithic membrane with PP fleece on both sides and two-way acrylate adhesive strips
Thickness	0.75 mm	Temperature resistance	-40–80 °C
Weight	230 (± 10) g/m ²	Colour	Lightgrey
UV-resistance	12 weeks	Resistance to water flow	W1
Resistance to water flow	EN 1928	Elongation - lengthwise	80 %
Elongation - crosswise	80 %	Elongation	EN 12311-1
Tensile strength - lengthwise	350 (± 50) N/50mm	Tensile strength - crosswise	250 (±50) N/50mm
Tensile strength	EN 12311 - 1	Tear propagation resistance - lengthwise	350 (±50) N
Tear propagation resistance - crosswise	260 (±40) N	Tear propagation resistance	EN 12310-1
Storage	Cool and dry	Fire performance	E
Fire performance	EN 13501-1 / EN 11925-0		

OMEGA MONO 230 Roof Underlay

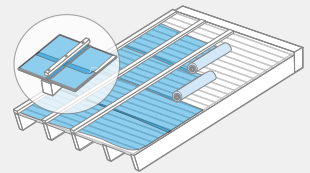
(1) UNDERLAY (UNSUPPORTED)

OMEGA roof Underlay is nailed parallel to the eaves with a slight drape and laid and mechanically fixed above the rafters. Vertical overlaps/joins must always lie on a rafter. All overlaps must be bonded with OMEGA QUILLI Sealing Compound. Horizontal underlay panels can be joined using SK DUO adhesion as provided or with OMEGA QUILLI Sealing Compound (no pressure need be applied).



(2) UNDERLAY (SUPPORTED)

OMEGA roof underlay is laid on sheathing parallel to the eaves. The blankets are fixed with concealed nails spaced at 10 cm at the ridge-side edges (marks at edge). All overlaps/joins must be bonded with OMEGA QUILLI Sealing Compound (without applying pressure) or the integrated adhesive strips (applying adequate pressure). For the raintight version (temporary cover) a nail-seal under the counter batten (OMEGA QUILLI Sealing Compound or OMEGA NDB Nail Sealing Tape) is necessary. The single-sided nail-seal tape must be attached to the roof underlay directly beneath the counter batten!

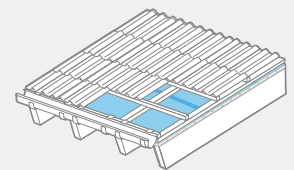


(3) EAVES CONSTRUCTION

We recommend an eaves construction with drainage below the gutter so that snowmelt build-up can easily drain off. We recommend the use of a metal sheet to drain off water.

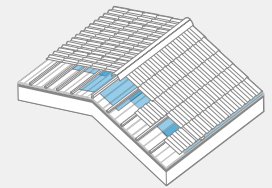
(4) RIDGE AREA

The ridge area is closed directly when covered with OMEGA roof underlay. This provides immediate protection against water penetration. In non-insulated lofts and/or ventilated interior insulation the ridge formation must be made open: the blankets end 3 cm before the ridge apex, counter battens are mounted and a 50 cm wide strip of OMEGA roof underlay must be attached over the roof apex.



(5) VALLEY INFORMATION

The first step in valley formation is to lay a continuous valley blanket.



(6) PENETRATIONS

Sections cut out for roof penetrations (extractor pipes, roof windows, chimneys, etc.) should be kept as small as possible and the ends of the sheets must be fixed so that no rain or snow can penetrate. To achieve a perfect seal the suitable adhesive technology by ISOCELL GmbH & Co KG must be used. Make sure that the substrate is clean! The manufacturer can accept no liability for mechanical damage. The applicable regulations and guidelines (e.g. of the ZVDH (Central Association of German Roofers) for Germany, Austrian Standard, ÖNORM B 4119, for Austria, ...) must be observed! *The roof underlay does not replace roof covering. The roof must be covered during the period of the specified weathering time. Early covering has a positive effect on the resistance to ageing.*

